



The

# Bible Box



South Africa

## Welcome to The Bible Box

We are so excited to begin this journey with you and your family. Thank you for inviting us into your home and allowing us to be part of your family's Bible time. It truly means more than words can say.

### How it all started:

At the beginning of 2022, we moved to a new town and joined a new church. The church was still small and didn't yet have a Sunday School. Attending church with three young children ( a four-year-old daughter and two-year-old twin boys) was, honestly, not my idea of an easy Sunday morning.

In those early days, my husband and I took turns. One of us would attend the service while the other kept the kids busy - riding bikes, coloring in, or walking around the neighborhood just to pass the time.

During this season, I brought my struggle to the Lord. I wanted my children to know Him, and I also longed for the support of a Christian community. As I prayed, something shifted in my heart. I realised that this season wasn't a setback - it was an invitation.

That's when The Bible Box was born. It started as a simple way to show my kids who Jesus is - through stories, creativity, play, and everyday moments. No pressure. No perfection. Just real life and real faith, shared together.

### At the heart of The Bible Box is a simple desire:

To make it easy for families to come together and build a relationship with Christ. Our heart is to equip parents to disciple their own children, in their own home, and in their own time - without stress or expectations.

Thank you for being here. We are so grateful to walk this journey with you.

Lots of love - Melissa

# INSTRUCTIONS



## Welcome to The Bible Box

We're so excited to share this Bible adventure with you and your child!

The Bible Box is a fun, hands-on activity book designed to help children learn Bible stories in an engaging and meaningful way. Each activity encourages creativity, curiosity, and faith while helping children understand God's Word through play, stories, and simple discussions.

### Inside this pack you'll find:

- **Activity Pages** - fun, creative activities to bring Bible stories to life
- **Instruction Book** - easy guidance for parents or caregivers
- **Bible Stories** - simple, child-friendly stories from the Bible

### Printing Information

- Please print the **Activities document** in A4.
- Printing the **Instruction Book** and **Bible Stories documents** is optional and can be used digitally if preferred.

### Items You'll Need for BOX 1:

Most activities use simple items you may already have at home:

- Colouring pencils
- Finger paint
- Scissors
- 1 x Split pin
- Glue
- Stapler
- Fishing line
- 1 x Black A4 paper
- Leaves and flowers from the garden
- Ice-cream stick



## Bible Stories

This Bible Stories document is designed to help you share God's Word with your children in a simple, meaningful, and joyful way.

The Bible stories in this book are written to stay **true to God's Word**, while using **child-friendly language** that children can understand and enjoy.

It's important to adjust the story to your child's age:

- For **younger children**, you may want to tell the story in your own words and keep it short and simple.
- For **older children**, you can read the full story and talk more deeply about what it means.

Feel free to pause, explain, and ask questions as you go. Most of all, enjoy this special time of showing your children who Jesus is, and watching how they grow in their relationship with Him.

## Instruction Booklet:

This instruction booklet is here to help you enjoy meaningful, faith-filled moments with your children - without pressure or perfection.

Before starting a new topic, take a few minutes to read through it on your own. **Prepare** the space where you'll be working and gather any items needed for the activities. A little preparation goes a long way in helping everything feel calm and enjoyable.

Each theme includes a variety of things you can do - but remember, you don't need to do everything. **Follow your child's lead**. If you only manage to do one activity before they lose interest, that's perfectly okay. You can stop and continue later, another day, or even the next week.

**The questions** included are simply a guide. Feel free to ask extra questions, follow your child's curiosity, and allow space for honest conversation.

You'll also find a section called **"If you have a little extra time."**

In our home, this was often our children's favourite part.



Here's an example from our home:

We usually focus on one topic per week. On a Sunday, we read the Bible story, ask a few questions, and do just one activity. By then, my children are often done - and that's okay. During the rest of the week, we sing the song a few times, complete another activity, and color in the memory verse, each on different days. This way, the theme becomes part of our everyday life, not just something we do once a week. Our kids have responded so beautifully to this - it's become a lifestyle, not just a Sunday activity.

Most of all, enjoy this time. Enjoy showing your children who Jesus is, and enjoy watching how their relationship with Him grows, naturally and joyfully.

We hope The Bible Box becomes a special time of learning, creativity, and faith for your family. We pray it helps your child discover who God is and that he/she will chose to build a relationship with Him.

Love

Melissa

# The Story of Abraham

(Gen 12:1 – 25:18)

Long ago, Noah had three sons named Shem, Ham, and Japheth. Many years later, one of Shem's great-grandsons was a man named Abram.

Abram lived in the land of Canaan.

One day, God spoke to Abram and said,

“Look around you—north, south, east, and west. All the land you can see, I will give to you and your family forever. Walk through the land, because I am giving it to you.”

God also made Abram a very special promise. He said,

“I will make you into a great family. I will bless you and make your name great. You will be a blessing to others, and all the people on earth will be blessed through you.”

Abram was married to his wife Sarai. They loved God very much, but they did not have any children, even though they really wanted a child. So Abram and Sarai prayed and asked God to help them.





One night, God took Abram outside and said,

“Look up at the sky and count the stars—if you can! Your family will be as many as the stars.”

Abram believed God.

God then gave Abram a new name - Abraham, which means father of many. God also gave Sarai a new name - Sarah. God promised that Sarah would have a son.

Many years later, when Abraham and Sarah were very old, God did something amazing. Sarah had a baby boy! They named him Isaac, just as God had said.

Big Truth For Kids:

The Lord always keeps His promises.



# Theme 4 – The Story of ABRAHAM

## The Bible story:

Start by reading the provided story.

## Song to sing:



Jesus loves me this I know.

## Activity 1 – Abraham’s face

You will need: Page 16 from the activity book; glue; scissors; ice-cream stick.

Use page 16 from the activity book and cut the page along the dotted line.

Cut out all the pieces of Abraham’s face and glue them onto the oval shape. When everything is in place, cut around the outside of Abraham’s face. Use glue to stick the ice-cream stick onto the back of the face. Now hold it up and pretend you are Abraham!



## Activity 2 – As many as the stars in the sky

You will need: Page 17 from the activity book; glue; coloring pencils; A4 Black paper; scissors.

Colour in the stars and Abraham. After coloring, cut out all the stars and also Abraham WITH the hill he is standing on. Glue Abraham and the hill onto the bottom of the black paper. Now glue the stars onto the black sky.



## If You Have a Little Extra Time...


If you are fortunate enough to have a clear sky, go outside at night and lie on a blanket on the ground. Look up at the stars. Ask your children to count the stars. Imagine being Abraham and Sarah when God told them that their family would be as many as the stars in the sky.

## Memory Verse:

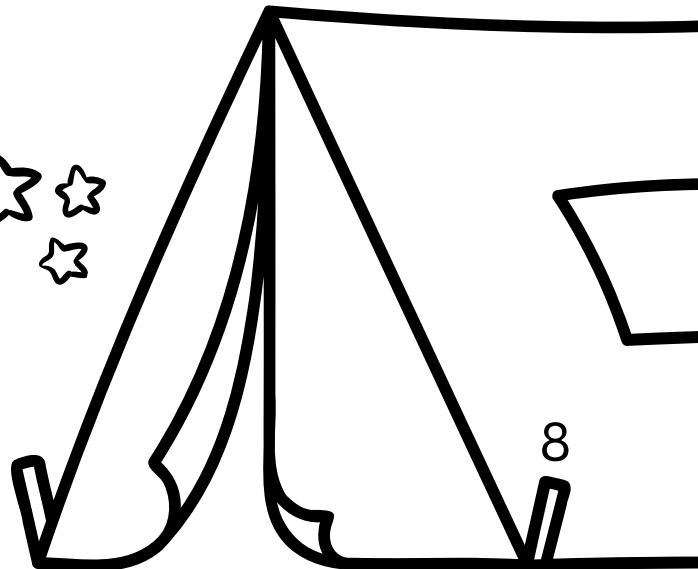


Teach your children the memory verse while they colour in the picture.



# Memory Verse


(Genesis 15: 1b)



“Do not be afraid,  
Abram. I am your  
shield, your very  
great reward.”







**God promised Abraham children and grandchildren, as many as the stars in the sky.**



**Follow us on Facebook and Instagram, and send us a photo of your time together - we'd love to see it!**

**thebibleboxsa@gmail.com  
(+27) 084 454 2132**

**Psalm 27:4 - One thing I ask from the Lord, this only do I seek:  
That I may dwell in the house of the Lord all the days of my life,  
to gaze on the beauty of the Lord and to seek him in his temple**